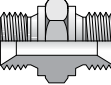
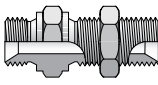
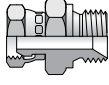
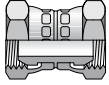
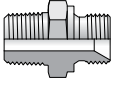
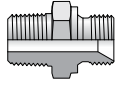

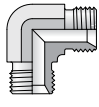
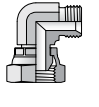
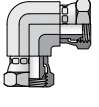
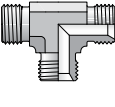
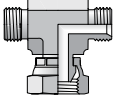
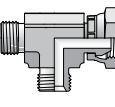
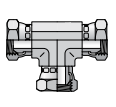









K4 BSP Adapters

| | | | | | |
|---|--|--|--|--|--|
| <p>60° Cone BSP Adapt- ers</p> | <p>Straights</p> | <p>HMK4 Union</p>  <p>16</p> | <p>WMK4WL4NM Bulkhead Union</p>  <p>16</p> | <p>F6MK4 60° Swivel / 60° Cone</p>  <p>16</p> | <p>H6MK4 Swivel Union</p>  <p>16</p> |
| <p>FMK4 NPTF / 60° Cone</p>  <p>17</p> | <p>F3MK4 BSPT / 60° Cone</p>  <p>17</p> | <p>G4MK4 BSPP / 60° Cone</p>  <p>17</p> | <p>Elbows</p> | <p>EMK4 Union Elbow</p>  <p>18</p> | <p>C6MK4 60° Swivel / 60° Cone</p>  <p>18</p> |
| <p>E6MK4 Swivel Union</p>  <p>18</p> | <p>Tees</p> | <p>JMK4 Union Tee</p>  <p>19</p> | <p>S6MK4 60° Swivel Branch Tee</p>  <p>19</p> | <p>R6MK4 60° Swivel Run Tee</p>  <p>19</p> | <p>J6MK4 Swivel Union Tee</p>  <p>19</p> |
| <p>Plug Caps</p> | <p>PNMK4 Hex Head Plug</p>  <p>17</p> | <p>FNMK4 Cap</p>  <p>18</p> | | | |

Conversion Adapters (Shown in Section K)

| | | |
|---|---|---|
| <p>K4 BSP Conversion Adapters</p> | <p>XHMK46 37° Flare / BSPP Swivel</p>  <p>K5</p> | <p>XEMK46 37° Flare / BSPP Swivel</p>  <p>K5</p> |
|---|---|---|

O-Rings and Seals (Shown in Section N)

| | |
|---|--|
| <p>K4 BSP O-Rings and Seals</p> | <p>D9DT BSPP Bonded Seal</p>  <p>N7</p> |
|---|--|

Dimensions and pressures for reference onl , sub ect to change.

K4 BSP Adapters

Parker K4 (BSP) adapters are typically used as hose adapters on equipment designed and/or manufactured throughout Europe, especially equipment with ties to the UK, Scandinavia, the Netherlands, Spain and Italy. BSP cone adapters are similar in function to NPSM (07 Adapters) but with BSPP threads.

The metal-to-metal sealing is achieved by a single line of contact between the conical surface of the 60° cone seat and the corresponding surface of the ballnose or cone swivel, as shown in Fig. I1.

K4 adapters are manufactured in accordance with BS5200 standards. The 60° internal seat is designed for sealing with BSP hose swivel connections offered by many manufacturers. K4 adapters mate with Parker hose fitting series shown in Table I1.

Further enhancing the flexibility of the K4 adapter product line is the ability for the male BSP cone end of the straight fittings to also be used as a port adapter in ISO 1179-1 / DIN 3852 ports. This is accomplished with the addition of a bonded seal (often referred to as a “Dowty®” seal). This product feature is illustrated in Fig. I2.



Fig. I1 – K4 Interface

| Adapter Connection End | Mating Parker Hose Fitting Series |
|------------------------|-----------------------------------|
| K4 / K46 | D9/92, B1, B2, B4 |

Table I1 – Parker K4 Fittings Hose Adaptability

Design and Construction

Construction: Shaped K4 adapters are manufactured from a hot forged construction. Straight adapters are manufactured from cold drawn barstock.

Threads: The standard K4 products are manufactured with the thread forms listed below:

- BSPP Threads: ISO 228-1 G
- BSPT Threads: ISO 7/1, JIS B 0203
- NPTF Threads: SAE J476, ANSI B1.20.3, FED-STD-H28/8

Reference Locations

Dynamic Pressure Ratings: Please refer to the last column of the part number tables located on the following pages of this section for appropriate dynamic pressure ratings.

Standard Material Specification: Please refer to Table U2 in the Appendix Section.

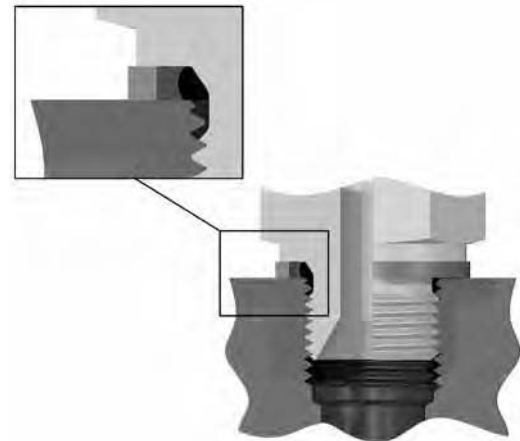


Fig. I2 – K4 End Used as a BSPP Port Adapter (in ISO 1179/ DIN 3852, Part 2 Port)

Dimensions and pressures for reference onl , sub ect to change.

60° Cone Adapters: JIS vs. K4

K4 Adapters, while very similar to JIS P4 cones (shown in previous section), are not interchangeable.

Parker's P4 JIS 60° cone adapters are manufactured in accordance to JIS B8363 while Parker's K4 BSP adapters are manufactured in accordance to BS5200. The following are some pronounced differences that may help in distinguishing between the K4 and P4 fittings:

1. Thread length ("A" dimensions)
2. 60° angle diameter ("B" dimensions)
3. The undercut area (area between threads and hex body) on the straight K4 fittings incorporates a bonded seal "locating pilot" for bonded seal
4. Parker's JIS fittings are stamped with "JIS" on the forging body or hex of fitting

See Figs. I3 and I4 for details and see Tables I2 and I3 below for specific dimensional differences.

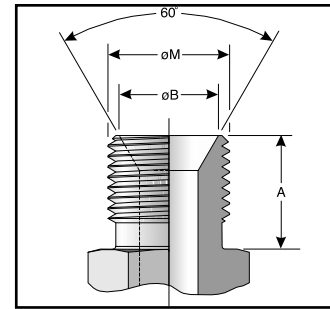


Fig. I3 – JIS B8363 60° Cone Connection (P4)

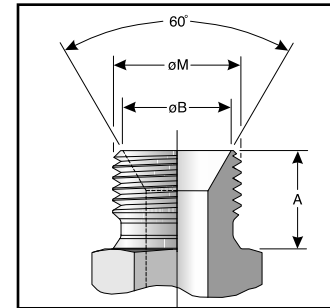


Fig. I4 – BS B5200 60° Cone Connection (K4)

| Size | BSPP Thread | M | A | B |
|------|-------------|------|-------|-------|
| 2 | 1/8-28 | 0.38 | 0.418 | 0.276 |
| 4 | 1/4-19 | 0.51 | 0.570 | 0.394 |
| 6 | 3/8-19 | 0.65 | 0.609 | 0.531 |
| 8 | 1/2-14 | 0.82 | 0.726 | 0.650 |
| 12 | 3/4-14 | 1.04 | 0.805 | 0.866 |
| 16 | 1-11 | 1.30 | 0.883 | 1.102 |
| 20 | 1 1/4-11 | 1.64 | 0.945 | 1.417 |
| 24 | 1 1/2-11 | 1.87 | 0.962 | 1.654 |
| 32 | 2-11 | 2.34 | 1.102 | 2.126 |

Table I2 – Dimensions of JIS B8363 60° Cone Connection (JIS P4)

| Size | BSPP Thread | M | A | B |
|------|-------------|------|-------|-------|
| 2 | 1/8-28 | 0.38 | 0.315 | 0.295 |
| 4 | 1/4-19 | 0.51 | 0.433 | 0.409 |
| 6 | 3/8-19 | 0.65 | 0.472 | 0.551 |
| 8 | 1/2-14 | 0.82 | 0.551 | 0.689 |
| 10 | 5/8-14 | 0.90 | 0.630 | 0.760 |
| 12 | 3/4-14 | 1.04 | 0.630 | 0.902 |
| 16 | 1-11 | 1.30 | 0.748 | 1.130 |
| 20 | 1 1/4-11 | 1.64 | 0.787 | 1.449 |
| 24 | 1 1/2-11 | 1.87 | 0.866 | 1.681 |
| 32 | 2-11 | 2.34 | 0.984 | 2.150 |

Table I3 – Dimensions of BS B5200 60° Cone Connection (K4)

While the 60° cone versions of JIS and K4 fittings utilize the same BSPP threads and seat angle, not all dimensions are consistent. Therefore, they cannot be interchanged because the differences can cause leakage problems. An example of this is illustrated in Fig. I5, where a gap exists between sealing surfaces. The combination of matching proper components will create an effective seal as illustrated in Fig I6.

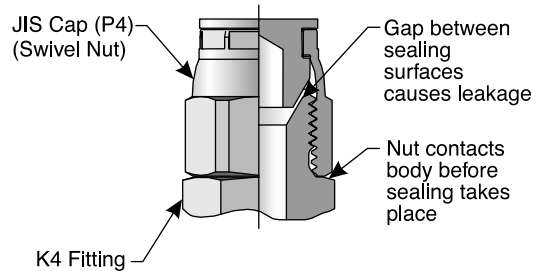


Fig. I5 – Illustration Showing Potential Leakage Problem When Mixing JIS and K4 Components

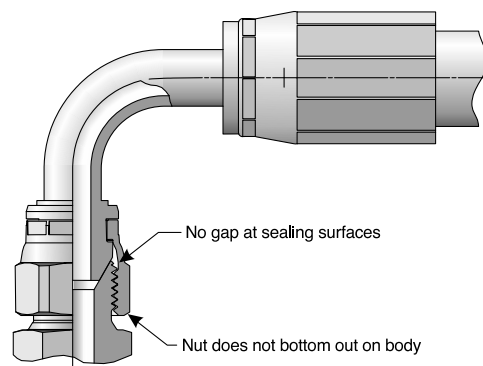
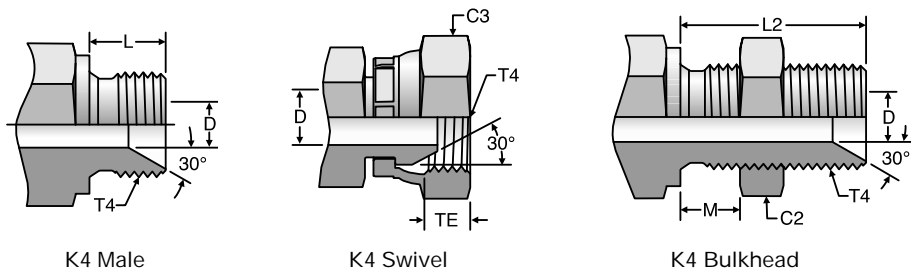


Fig. I6 – An Effective Seal Created with the Proper Combination of Components

Dimensions and pressures for reference onl , sub ect to change.

K4 BSP Ends



K4 Male

K4 Swivel

K4 Bulkhead

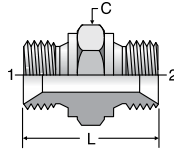
| | BSPB Thread | Bulkhead Nut Hex | Swivel Hex | Drill | Male Turn Back | Bulkhead Length | Max Bulkhead Thickness | Assembly Allowance |
|-----------|-------------|------------------|------------|--------|----------------|-----------------|------------------------|--------------------|
| Dash Size | T4 BSPP | C2 (mm) | C3 (mm) | D (mm) | L (mm) | L2 (mm) | M (mm) | TE (mm) |
| 2 | 1/8-28 | — | 14 | 3.5 | 8 | — | — | — |
| 4 | 1/4-19 | 19 | 19 | 4.7 | 11 | 28 | 9.5 | 7.3 |
| 6 | 3/8-19 | 22 | 22 | 7.9 | 12 | 32 | 12.5 | 8.4 |
| 8 | 1/2-14 | 27 | 27 | 11.1 | 14 | 35 | 12.3 | 9.3 |
| 10 | 5/8-14 | 30 | 30 | 14.3 | 16 | 35 | 10.7 | — |
| 12 | 3/4-14 | 36 | 32 | 16.7 | 16 | 38 | 13.3 | 11.3 |
| 16 | 1-11 | 41 | 41 | 22.2 | 19 | 41 | 10.0 | 13.6 |
| 20 | 1 1/4-11 | 50 | 50 | 28.6 | 20 | 44 | 12.0 | — |
| 24 | 1 1/2-11 | 55 | 60 | 33.3 | 22 | 48 | 14.0 | — |
| 32 | 2-11 | — | — | 46.0 | 25 | — | — | — |

Dimensions and pressures for reference only, subject to change.

HMK4

Union
60° Cone / 60° Cone

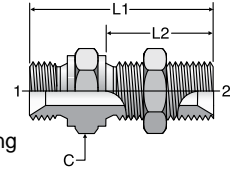
Mates with 92, B1, B2 and B4 style hose fitting



WMK4WL4NM

Bulkhead Union
60° Cone / 60° Cone

Mates with 92, B1, B2 and B4 style hose fitting



| TUBE FITTING PART # | END SIZE | | C HEX (mm) | L (mm) | Dynamic Pressure (x 1,000 PSI) |
|---------------------|------------|------------|------------|--------|--------------------------------|
| | 1 BSPP | 2 BSPP | | | S |
| | | | | | 2HMK4 |
| 4-2HMK4 | 1/4 - 19 | 1/8 - 28 | 19 | 28.0 | 5.1 |
| 4HMK4 | 1/4 - 19 | 1/4 - 19 | 19 | 31.5 | 5.1 |
| 6-4HMK4 | 3/8 - 19 | 1/4 - 19 | 22 | 33.2 | 5.1 |
| 6HMK4 | 3/8 - 19 | 3/8 - 19 | 22 | 34.7 | 2.9 |
| 8-4HMK4 | 1/2 - 14 | 1/4 - 19 | 27 | 36.7 | 2.9 |
| 8-6HMK4 | 1/2 - 14 | 3/8 - 19 | 27 | 38.2 | 2.9 |
| 8HMK4 | 1/2 - 14 | 1/2 - 14 | 27 | 40.7 | 2.9 |
| 10-8HMK4 | 5/8 - 14 | 1/2 - 14 | 30 | 43.2 | 2.9 |
| 10HMK4 | 5/8 - 14 | 5/8 - 14 | 30 | 45.2 | 2.9 |
| 12-4HMK4 | 3/4 - 14 | 1/4 - 19 | 32 | 39.2 | 2.9 |
| 12-6HMK4 | 3/4 - 14 | 3/8 - 19 | 32 | 40.7 | 2.9 |
| 12-8HMK4 | 3/4 - 14 | 1/2 - 14 | 32 | 43.2 | 2.9 |
| 12-10HMK4 | 3/4 - 14 | 5/8 - 14 | 32 | 45.2 | 2.9 |
| 12HMK4 | 3/4 - 14 | 3/4 - 14 | 32 | 45.2 | 2.9 |
| 16-8HMK4 | 1 - 11 | 1/2 - 14 | 41 | 46.9 | 1.7 |
| 16-10HMK4 | 1 - 11 | 5/8 - 14 | 41 | 48.9 | 1.7 |
| 16-12HMK4 | 1 - 11 | 3/4 - 14 | 41 | 48.9 | 1.7 |
| 16HMK4 | 1 - 11 | 1 - 11 | 41 | 51.9 | 1.7 |
| 20-12HMK4 | 1 1/4 - 11 | 3/4 - 14 | 50 | 57.4 | 1.5 |
| 20-16HMK4 | 1 1/4 - 11 | 1 - 11 | 50 | 60.4 | 1.5 |
| 20HMK4 | 1 1/4 - 11 | 1 1/4 - 11 | 50 | 61.4 | 1.5 |
| 24-16HMK4 | 1 1/2 - 11 | 1 - 11 | 55 | 64.4 | 1.5 |
| 24-20HMK4 | 1 1/2 - 11 | 1 1/4 - 11 | 55 | 65.4 | 1.5 |
| 24HMK4 | 1 1/2 - 11 | 1 1/2 - 11 | 55 | 67.4 | 1.5 |
| 32-24HMK4 | 2 - 11 | 1 1/2 - 11 | 70 | 72.9 | 1.0 |
| 32HMK4 | 2 - 11 | 2 - 11 | 70 | 76.4 | 1.0 |

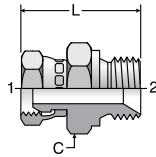
| TUBE FITTING PART # | END SIZE | | C HEX (mm) | L1 (mm) | L2 (mm) | Dynamic Pressure (x 1,000 PSI) |
|---------------------|------------|------------|------------|---------|---------|--------------------------------|
| | 1 & 2 BSPP | S | | | | |
| | | 4WMK4WL4NM | | | | 1/4 - 19 |
| 6WMK4WL4NM | 3/8 - 19 | 22 | 52.5 | 32 | 5.1 | |
| 8WMK4WL4NM | 1/2 - 14 | 27 | 59.0 | 35 | 2.9 | |
| 10WMK4WL4NM | 5/8 - 14 | 30 | 61.5 | 35 | 2.9 | |
| 12WMK4WL4NM | 3/4 - 14 | 32 | 64.5 | 38 | 2.9 | |
| 16WMK4WL4NM | 1 - 11 | 41 | 71.2 | 41 | 1.7 | |
| 20WMK4WL4NM | 1 1/4 - 11 | 50 | 82.7 | 44 | 1.5 | |
| 24WMK4WL4NM | 1 1/2 - 11 | 55 | 90.7 | 48 | 1.5 | |

Includes Bulkhead nut.

F6MK4

Swivel Nut Connector
60° Swivel / 60° Cone

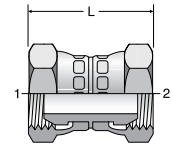
Mates with D9/92, B1, B2 and B4 style hose fitting



H6MK4

Swivel Nut Union
60° Swivel / 60° Swivel

Mates with D9 style hose fitting



| TUBE FITTING PART # | END SIZE | | C HEX (mm) | L (mm) | Dynamic Pressure (x 1,000 PSI) |
|---------------------|----------|----------|------------|--------|--------------------------------|
| | 1 BSPP | 2 BSPP | | | S |
| | | | | | 4-4F6MK4 |
| 4-6F6MK4 | 1/4 - 19 | 3/8 - 19 | 22 | 38.5 | 5.1 |
| 4-8F6MK4 | 1/4 - 19 | 1/2 - 14 | 27 | 42.0 | 2.9 |
| 6-4F6MK4 | 3/8 - 19 | 1/4 - 19 | 22 | 38.3 | 5.1 |
| 6-6F6MK4 | 3/8 - 19 | 3/8 - 19 | 22 | 40.0 | 5.1 |
| 6-8F6MK4 | 3/8 - 19 | 1/2 - 14 | 27 | 43.6 | 2.9 |
| 8-6F6MK4 | 1/2 - 14 | 3/8 - 19 | 27 | 43.5 | 2.9 |
| 8-8F6MK4 | 1/2 - 14 | 1/2 - 14 | 27 | 46.1 | 2.9 |
| 8-12F6MK4 | 1/2 - 14 | 3/4 - 14 | 32 | 48.0 | 2.9 |
| 12-8F6MK4 | 3/4 - 14 | 1/2 - 14 | 32 | 48.6 | 2.9 |
| 12-12F6MK4 | 3/4 - 14 | 3/4 - 14 | 32 | 50.0 | 2.9 |
| 12-16F6MK4 | 3/4 - 14 | 1 - 11 | 41 | 54.3 | 1.7 |
| 16-16F6MK4 | 1 - 11 | 1 - 11 | 41 | 57.3 | 1.7 |

| TUBE FITTING PART # | END SIZE | | L (mm) | Dynamic Pressure (x 1,000 PSI) |
|---------------------|------------|------------|--------|--------------------------------|
| | 1 BSPP | 2 BSPP | | S |
| | | | | 4H6MK4 |
| 6-4H6MK4 | 3/8 - 19 | 1/4 - 19 | 38.6 | 5.1 |
| 6H6MK4 | 3/8 - 19 | 3/8 - 19 | 40.5 | 5.1 |
| 8-4H6MK4 | 1/2 - 14 | 1/4 - 19 | 41.5 | 2.9 |
| 8-6H6MK4 | 1/2 - 14 | 3/8 - 19 | 42.9 | 2.9 |
| 8H6MK4 | 1/2 - 14 | 1/2 - 14 | 45.8 | 2.9 |
| 10H6MK4 | 5/8 - 14 | 5/8 - 14 | 47.5 | 2.9 |
| 12-8H6MK4 | 3/4 - 14 | 1/2 - 14 | 48.2 | 2.9 |
| 12H6MK4 | 3/4 - 14 | 3/4 - 14 | 49.5 | 2.9 |
| 16H6MK4 | 1 - 11 | 1 - 11 | 57.5 | 1.7 |
| 20H6MK4 | 1 1/4 - 11 | 1 1/4 - 11 | 66.0 | 1.5 |
| 24H6MK4 | 1 1/2 - 11 | 1 1/2 - 11 | 70.0 | 1.5 |

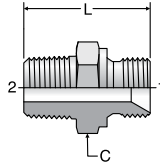
Dimensions and pressures for reference onl , sub ect to change.



FMK4

NPTF Male Connector
60° Cone / NPT

Mates with 92, B1, B2 and B4 style hose fitting

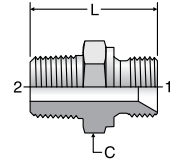


| TUBE FITTING PART # | END SIZE | | C HEX (mm) | L (mm) | Dynamic Pressure (x 1,000 PSI) S |
|---------------------|----------|------------|------------|--------|----------------------------------|
| | 1 BSPP | 2 NPTF | | | |
| 2FMK4 | 1/8 - 28 | 1/8 - 27 | 14 | 24.4 | 5.1 |
| 2-4FMK4 | 1/8 - 28 | 1/4 - 18 | 19 | 28.9 | 5.1 |
| 4FMK4 | 1/4 - 19 | 1/8 - 18 | 19 | 28.9 | 5.1 |
| 4-4FMK4 | 1/4 - 19 | 1/4 - 18 | 19 | 33.4 | 5.1 |
| 4-6FMK4 | 1/4 - 19 | 3/8 - 18 | 19 | 33.6 | 5.1 |
| 6FMK4 | 3/8 - 19 | 1/4 - 18 | 22 | 35.1 | 5.1 |
| 6-6FMK4 | 3/8 - 19 | 3/8 - 18 | 22 | 35.1 | 5.1 |
| 6-8FMK4 | 3/8 - 19 | 1/2 - 14 | 22 | 39.9 | 5.1 |
| 8FMK4 | 1/2 - 14 | 3/8 - 18 | 27 | 38.6 | 2.9 |
| 8-8FMK4 | 1/2 - 14 | 1/2 - 14 | 27 | 43.4 | 2.9 |
| 8-12FMK4 | 1/2 - 14 | 3/4 - 14 | 27 | 43.9 | 2.9 |
| 12-8FMK4 | 3/4 - 14 | 1/2 - 14 | 32 | 45.9 | 2.9 |
| 12FMK4 | 3/4 - 14 | 3/4 - 14 | 32 | 45.9 | 2.9 |
| 12-16FMK4 | 3/4 - 14 | 1 - 11 1/2 | 36 | 50.8 | 2.9 |
| 16-12FMK4 | 1 - 11 | 3/4 - 14 | 41 | 49.6 | 1.7 |
| 16FMK4 | 1 - 11 | 1 - 11 1/2 | 41 | 54.5 | 1.7 |

F3MK4

BSPT Male Connector
60° Cone / BSPT

Mates with 92, B1, B2 and B4 style hose fitting

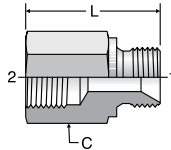


| TUBE FITTING PART # | END SIZE | | C HEX (mm) | L (mm) | Dynamic Pressure (x 1,000 PSI) S |
|---------------------|------------|------------|------------|--------|----------------------------------|
| | 1 BSPP | 2 BSPT | | | |
| 2F3MK4 | 1/8 - 28 | 1/8 - 28 | 14 | 24.4 | 5.1 |
| 2-4F3MK4 | 1/8 - 28 | 1/4 - 19 | 14 | 28.9 | 5.1 |
| 4F3MK4 | 1/4 - 19 | 1/8 - 28 | 19 | 28.9 | 5.1 |
| 4-4F3MK4 | 1/4 - 19 | 1/4 - 19 | 19 | 33.4 | 5.1 |
| 4-6F3MK4 | 1/4 - 19 | 3/8 - 19 | 19 | 33.4 | 5.1 |
| 6F3MK4 | 3/8 - 19 | 1/4 - 19 | 22 | 35.1 | 5.1 |
| 6-6F3MK4 | 3/8 - 19 | 3/8 - 19 | 22 | 35.1 | 5.1 |
| 6-8F3MK4 | 3/8 - 19 | 1/2 - 14 | 22 | 39.9 | 2.9 |
| 8F3MK4 | 1/2 - 14 | 3/8 - 19 | 27 | 38.6 | 5.1 |
| 8-8F3MK4 | 1/2 - 14 | 1/2 - 14 | 22 | 43.4 | 2.9 |
| 10F3MK4 | 5/8 - 14 | 1/2 - 14 | 27 | 45.9 | 2.9 |
| 10-12F3MK4 | 5/8 - 14 | 3/4 - 14 | 30 | 45.9 | 2.9 |
| 12F3MK4 | 3/4 - 14 | 3/4 - 14 | 30 | 45.9 | 2.9 |
| 12-8F3MK4 | 3/4 - 14 | 1/2 - 14 | 32 | 46.0 | 1.7 |
| 12-16F3MK4 | 3/4 - 14 | 1 - 11 | 36 | 50.8 | 1.7 |
| 16F3MK4 | 1 - 11 | 1 - 11 | 41 | 54.5 | 1.7 |
| 16-12F3MK4 | 1 - 11 | 3/4 - 14 | 41 | 49.6 | 1.7 |
| 20F3MK4 | 1 1/4 - 11 | 1 1/4 - 11 | 50 | 63.7 | 1.5 |
| 24F3MK4 | 1 1/2 - 11 | 1 1/2 - 11 | 55 | 68.5 | 1.5 |

G4MK4

BSPP Female Connector
60° Cone / BSPP

Mates with 92, B1, B2 and B4 style hose fitting

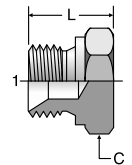


| TUBE FITTING PART # | END SIZE | | C HEX (mm) | L (mm) | Dynamic Pressure (x 1,000 PSI) S |
|---------------------|----------|----------|------------|--------|----------------------------------|
| | 1 BSPP | 2 BSPP | | | |
| 6G4MK4 | 3/8 - 19 | 1/4 - 19 | 22 | 37.1 | 5.1 |
| 6-6G4MK4 | 3/8 - 19 | 3/8 - 19 | 23 | 36.9 | 1.7 |
| 8-4G4MK4 | 1/2 - 14 | 1/4 - 19 | 27 | 38.0 | 2.9 |
| 8G4MK4 | 1/2 - 14 | 3/8 - 19 | 30 | 45.3 | 2.9 |
| 12-4G4MK4 | 3/4 - 14 | 1/4 - 19 | 32 | 40.0 | 2.9 |
| 12-6G4MK4 | 3/4 - 14 | 3/8 - 19 | 32 | 41.6 | 2.9 |
| 12-8G4MK4 | 3/4 - 14 | 1/2 - 14 | 32 | 47.3 | 2.9 |
| 16-4G4MK4 | 1 - 11 | 1/4 - 19 | 41 | 43.0 | 1.7 |
| 16-6G4MK4 | 1 - 11 | 3/8 - 19 | 41 | 44.6 | 1.7 |
| 16-8G4MK4 | 1 - 11 | 1/2 - 14 | 41 | 50.3 | 1.7 |
| 16-12G4MK4 | 1 - 11 | 3/4 - 14 | 41 | 52.2 | 1.7 |

PNMK4

Hex Plug
60° Cone

Mates with 92, B1, B2 and B4 style hose fitting



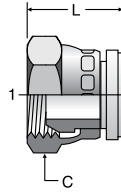
| TUBE FITTING PART # | END SIZE 1 BSPP | C HEX (mm) | L (mm) | Dynamic Pressure (x 1,000 PSI) S |
|---------------------|-----------------|------------|--------|----------------------------------|
| | | | | |
| 4PNMK4 | 1/4 - 19 | 19 | 18.8 | 5.1 |
| 6PNMK4 | 3/8 - 19 | 22 | 20.5 | 5.1 |
| 8PNMK4 | 1/2 - 14 | 27 | 24.0 | 2.9 |
| 10PNMK4 | 5/8 - 14 | 30 | 24.0 | 2.9 |
| 12PNMK4 | 3/4 - 14 | 32 | 26.5 | 2.9 |
| 16PNMK4 | 1 - 11 | 41 | 30.2 | 1.7 |
| 20PNMK4 | 1 1/4 - 11 | 50 | 38.7 | 1.5 |
| 24PNMK4 | 1 1/2 - 11 | 55 | 42.7 | 1.5 |
| 32PNMK4 | 2 - 11 | 70 | 48.2 | 1.0 |

Dimensions and pressures for reference onl , sub ect to change.

FNMK4

Cap
60° Cone

Mates with D9 style hose fitting

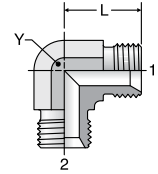


| TUBE FITTING PART # | END SIZE | | C HEX (mm) | L (mm) | Dynamic Pressure (x 1,000 PSI) |
|---------------------|------------|--------|------------|--------|--------------------------------|
| | 1 BSPP | 2 BSPP | | | S |
| | | | | | 2FNMK4 |
| 4FNMK4 | 1/4 - 19 | 19 | 20.6 | 5.1 | |
| 6FNMK4 | 3/8 - 19 | 22 | 22.3 | 5.1 | |
| 8FNMK4 | 1/2 - 14 | 27 | 22.7 | 2.9 | |
| 10FNMK4 | 5/8 - 14 | 30 | 26.6 | 2.9 | |
| 12FNMK4 | 3/4 - 14 | 32 | 28.0 | 2.9 | |
| 16FNMK4 | 1 - 11 | 41 | 31.6 | 1.7 | |
| 20FNMK4 | 1 1/4 - 11 | 50 | 35.9 | 1.5 | |
| 24FNMK4 | 1 1/2 - 11 | 60 | 37.9 | 1.5 | |

EMK4

Union Elbow
60° Cone / 60° Cone

Mates with D9/92, B1, B2 and B4 style hose fitting

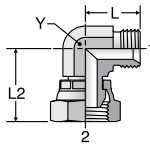


| TUBE FITTING PART # | END SIZE | | L (mm) | Y (mm) | Dynamic Pressure (x 1,000 PSI) |
|---------------------|------------|------------|--------|--------|--------------------------------|
| | 1 BSPP | 2 BSPP | | | S |
| | | | | | 2EMK4 |
| 4EMK4 | 1/4 - 19 | 1/4 - 19 | 27.8 | 14 | 5.1 |
| 6EMK4 | 3/8 - 19 | 3/8 - 19 | 31.7 | 19 | 5.1 |
| 8EMK4 | 1/2 - 14 | 1/2 - 14 | 37.0 | 22 | 2.9 |
| 10EMK4 | 5/8 - 14 | 5/8 - 14 | 39.0 | 22 | 2.9 |
| 12EMK4 | 3/4 - 14 | 3/4 - 14 | 41.6 | 27 | 2.9 |
| 16EMK4 | 1 - 11 | 1 - 11 | 49.7 | 23 | 1.7 |
| 20EMK4 | 1 1/4 - 11 | 1 1/4 - 11 | 54.4 | 41 | 1.5 |
| 24EMK4 | 1 1/2 - 11 | 1 1/2 - 11 | 53.7 | 48 | 1.5 |

C6MK4

Swivel Nut Elbow
60° Cone / 60° Swivel

Mates with D9/92, B1, B2 and B4 style hose fitting

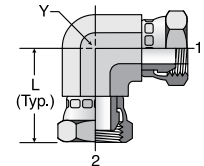


| TUBE FITTING PART # | END SIZE | | L (mm) | L2 (mm) | Y (mm) | Dynamic Pressure (x 1,000 PSI) |
|---------------------|------------|------------|--------|---------|--------|--------------------------------|
| | 1 BSPP | 2 BSPP | | | | S |
| | | | | | | 2C6MK4 |
| 4C6MK4 | 1/4 - 19 | 1/4 - 19 | 27.8 | 31.2 | 19 | 5.1 |
| 6C6MK4 | 3/8 - 19 | 3/8 - 19 | 31.7 | 36.2 | 22 | 5.1 |
| 8C6MK4 | 1/2 - 14 | 1/2 - 14 | 37.0 | 41.0 | 27 | 2.9 |
| 10C6MK4 | 5/8 - 14 | 5/8 - 14 | 39.0 | 41.6 | 27 | 2.9 |
| 12C6MK4 | 3/4 - 14 | 3/4 - 14 | 41.6 | 45.3 | 33 | 2.9 |
| 16C6MK4 | 1 - 11 | 1 - 11 | 49.7 | 53.9 | 41 | 1.7 |
| 20C6MK4 | 1 1/4 - 11 | 1 1/4 - 11 | 54.4 | 60.0 | 48 | 1.5 |
| 24C6MK4 | 1 1/2 - 11 | 1 1/2 - 11 | 53.7 | 63.3 | 48 | 1.5 |

E6MK4

Swivel Nut Union Elbow
60° Swivel / 60° Swivel

Mates with D9 style hose fitting



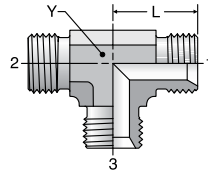
| TUBE FITTING PART # | END SIZE | | L (mm) | Y (mm) | Dynamic Pressure (x 1,000 PSI) |
|---------------------|------------|------------|--------|--------|--------------------------------|
| | 1 BSPP | 2 BSPP | | | S |
| | | | | | 4E6MK4 |
| 6E6MK4 | 3/8 - 19 | 3/8 - 19 | 33.0 | 19 | 5.1 |
| 8E6MK4 | 1/2 - 14 | 1/2 - 14 | 38.8 | 22 | 2.9 |
| 10E6MK4 | 5/8 - 14 | 5/8 - 14 | 39.4 | 22 | 2.9 |
| 12E6MK4 | 3/4 - 14 | 3/4 - 14 | 42.3 | 27 | 2.9 |
| 16E6MK4 | 1 - 11 | 1 - 11 | 49.0 | 33 | 1.7 |
| 20E6MK4 | 1 1/4 - 11 | 1 1/4 - 11 | 58.2 | 41 | 1.5 |
| 24E6MK4 | 1 1/2 - 11 | 1 1/2 - 11 | 63.3 | 48 | 1.5 |

Dimensions and pressures for reference onl , sub ect to change.

JMK4

Union Tee
60° Cone (all three ends)

Mates with 92, B1, B2 and B4 style hose fitting

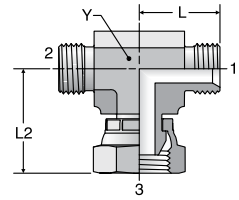


| TUBE FITTING PART # | END SIZE | | | L (mm) | Y (mm) | Dynamic Pressure (x 1,000 PSI) |
|---------------------|------------|------------|------------|--------|--------|--------------------------------|
| | 1 | 2 | 3 | | | |
| | BSPP | BSPP | BSPP | | | S |
| 2JMK4 | 1/8 - 28 | 1/8 - 28 | 1/8 - 28 | 16.6 | 11 | 5.1 |
| 4JMK4 | 1/4 - 19 | 1/4 - 19 | 1/4 - 19 | 27.8 | 19 | 5.1 |
| 6JMK4 | 3/8 - 19 | 3/8 - 19 | 3/8 - 19 | 31.7 | 22 | 5.1 |
| 8JMK4 | 1/2 - 14 | 1/2 - 14 | 1/2 - 14 | 37.0 | 27 | 2.9 |
| 10JMK4 | 5/8 - 14 | 5/8 - 14 | 5/8 - 14 | 39.0 | 27 | 2.9 |
| 12JMK4 | 3/4 - 14 | 3/4 - 14 | 3/4 - 14 | 41.9 | 33 | 2.9 |
| 16JMK4 | 1 - 11 | 1 - 11 | 1 - 11 | 49.7 | 41 | 1.7 |
| 20JMK4 | 1 1/4 - 11 | 1 1/4 - 11 | 1 1/4 - 11 | 54.4 | 48 | 1.5 |
| 24JMK4 | 1 1/2 - 11 | 1 1/2 - 11 | 1 1/2 - 11 | 53.7 | 48 | 1.5 |

S6MK4

Swivel Nut Branch Tee
60° Cone / 60° Cone / 60° Swivel

Mates with D9/92, B1, B2 and B4 style hose fitting

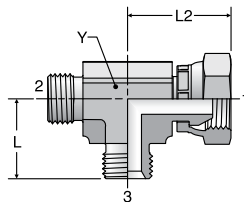


| TUBE FITTING PART # | END SIZE | | | L (mm) | L2 (mm) | Y (mm) | Dynamic Pressure (x 1,000 PSI) |
|---------------------|------------|------------|------------|--------|---------|--------|--------------------------------|
| | 1 | 2 | 3 | | | | |
| | BSPP | BSPP | BSPP | | | | S |
| 2S6MK4 | 1/8 - 28 | 1/8 - 28 | 1/8 - 28 | 16.6 | 22.0 | 11 | 5.1 |
| 4S6MK4 | 1/4 - 19 | 1/4 - 19 | 1/4 - 19 | 27.8 | 31.2 | 19 | 5.1 |
| 6S6MK4 | 3/8 - 19 | 3/8 - 19 | 3/8 - 19 | 31.7 | 36.2 | 27 | 5.1 |
| 8S6MK4 | 1/2 - 14 | 1/2 - 14 | 1/2 - 14 | 37.0 | 41.0 | 27 | 2.9 |
| 10S6MK4 | 5/8 - 14 | 5/8 - 14 | 5/8 - 14 | 39.0 | 41.6 | 27 | 2.9 |
| 12S6MK4 | 3/4 - 14 | 3/4 - 14 | 3/4 - 14 | 41.6 | 45.3 | 33 | 2.9 |
| 16S6MK4 | 1 - 11 | 1 - 11 | 1 - 11 | 49.7 | 53.9 | 41 | 1.8 |
| 20S6MK4 | 1 1/4 - 11 | 1 1/4 - 11 | 1 1/4 - 11 | 54.4 | 60.0 | 48 | 1.5 |

R6MK4

Swivel Nut Run Tee
60° Swivel / 60° Cone / 60° Cone

Mates with D9/92, B1, B2 and B4 style hose fitting

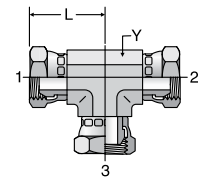


| TUBE FITTING PART # | END SIZE | | | L (mm) | L2 (mm) | Y (mm) | Dynamic Pressure (x 1,000 PSI) |
|---------------------|------------|------------|------------|--------|---------|--------|--------------------------------|
| | 1 | 2 | 3 | | | | |
| | BSPP | BSPP | BSPP | | | | S |
| 2R6MK4 | 1/8 - 28 | 1/8 - 28 | 1/8 - 28 | 16.6 | 22.0 | 11 | 5.1 |
| 4R6MK4 | 1/4 - 19 | 1/4 - 19 | 1/4 - 19 | 27.8 | 31.2 | 19 | 5.1 |
| 6R6MK4 | 3/8 - 19 | 3/8 - 19 | 3/8 - 19 | 31.7 | 36.2 | 27 | 5.1 |
| 8R6MK4 | 1/2 - 14 | 1/2 - 14 | 1/2 - 14 | 37.0 | 41.0 | 27 | 2.9 |
| 10R6MK4 | 5/8 - 14 | 5/8 - 14 | 5/8 - 14 | 39.0 | 41.6 | 27 | 2.9 |
| 12R6MK4 | 3/4 - 14 | 3/4 - 14 | 3/4 - 14 | 41.6 | 45.3 | 33 | 2.9 |
| 16R6MK4 | 1 - 11 | 1 - 11 | 1 - 11 | 49.7 | 53.9 | 41 | 1.8 |
| 20R6MK4 | 1 1/4 - 11 | 1 1/4 - 11 | 1 1/4 - 11 | 54.4 | 60.0 | 48 | 1.5 |

J6MK4

Swivel Nut Union Tee
60° Swivel (all three ends)

Mates with D9 style hose fitting



| TUBE FITTING PART # | END SIZE | | | L (TYP.) (mm) | Y (mm) | Dynamic Pressure (x 1,000 PSI) |
|---------------------|------------|------------|------------|---------------|--------|--------------------------------|
| | 1 | 2 | 3 | | | |
| | BSPP | BSPP | BSPP | | | S |
| 4J6MK4 | 1/4 - 19 | 1/4 - 19 | 1/4 - 19 | 30.5 | 14 | 5.1 |
| 6J6MK4 | 3/8 - 19 | 3/8 - 19 | 3/8 - 19 | 33.0 | 19 | 5.1 |
| 8J6MK4 | 1/2 - 14 | 1/2 - 14 | 1/2 - 14 | 38.8 | 22 | 2.9 |
| 10J6MK4 | 5/8 - 14 | 5/8 - 14 | 5/8 - 14 | 39.4 | 22 | 2.9 |
| 12J6MK4 | 3/4 - 14 | 3/4 - 14 | 3/4 - 14 | 42.3 | 27 | 2.9 |
| 16J6MK4 | 1 - 11 | 1 - 11 | 1 - 11 | 49.0 | 33 | 1.7 |
| 20J6MK4 | 1 1/4 - 11 | 1 1/4 - 11 | 1 1/4 - 11 | 58.2 | 41 | 1.5 |

Dimensions and pressures for reference onl , sub ect to change.

